

Have You the Time of Day?

Objective

Students will read a story about a day in the life of a farmer and gain practice reading and writing time.

Background

Farmers work hard. Many farmers have to get up very early to care for their animals or do other chores. On the dairy farm, the farmer's work day begins and ends with milking. On other farms, the farmer may begin working in the field at first light, take a break during the heat of the day, then go back to the field in the late afternoon.

Procedures

1. Read aloud to your class the short story included with this lesson.
 - Provide students with a copy of Worksheet A, included with this lesson.
 - The student will scan the story for the information, then put the hand in the correct position on the clock face.
 - Each student write a picture story about his or her day. As students write their stories, they will draw clock faces showing what time of day each of the events occurred.
2. Provide students with copies of Worksheet B. The student will draw the hands correctly on the clock face, rewrite the time, then write a.m. or p.m., whichever is correct.
3. Provide students with copies of Worksheet C. The student will fill in the clock faces to reflect his or her daily schedule, for example:
 - Wake up 6:30 a.m.
 - Recess 10:00 a.m.
4. Post a daily schedule somewhere in the classroom. Include all the important times (bathroom breaks, recess, etc.) Draw clocks with the hands in positions corresponding to the times you have posted.

Extra Reading

Chitwood, Suzanne Tanner, *Wake Up, Big Barn*, Cartwheel, 2002.
Elliott, David, and Holly Meade, *On the Farm*, Candlewick, 2008.
Hodge, Deborah, and Brian Harris, *Up We Grow! A Year in the Life of a Small Local Farm*, Kids Can, 2010.
Rylant, Cynthia, and Nikki McClure, *All in a Day*, Abrams, 2009.

Oklahoma Academic Standards

KINDERGARTEN

Speaking and Listening:
R.1,2,3,4; W.1,2. Reading
and Writing Process: R.1,3.
Critical Reading and Writing:
R.2,4
Measurement: 3

GRADE 1


Speaking and Listening:
R.1,2,3,4; W.1,2. Reading
and Writing Process: R.1,3.
Critical Reading and Writing:
R.4,5
Measurement: 3

GRADE 2

Speaking and Listening:
R.1,2,3,4; W.1,2. Reading
and Writing Process: R.1,3.
Critical Reading and Writing:
R.5,7
Measurement: 3

Have You the Time of Day?

Read the story. Use the facts to complete the clock problems on Worksheet A.

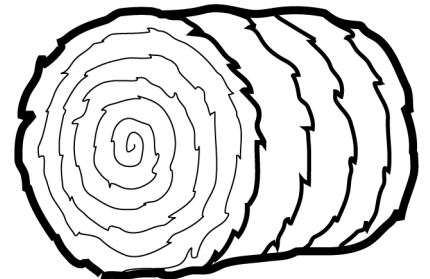


The day begins early on the farm. Farmer Smith is helping this week at his neighbor's dairy. Farmer Brown's son usually helps with the milking, but he is away for a short vacation. While Farmer Brown's son is away the cows must still be milked.

Farmer Smith will get up at 4:30 a.m. He will be at the dairy and ready to milk by 5:30 a.m. The milk truck will come at 8:00 a.m. They must be finished milking and cleaning by then. After that Mr. Smith takes care of chores on his own farm. At 11:00 am, he eats lunch.

Mr. Smith got a new tractor last year. It has a cab with an air conditioner, so Mr. Smith can work during the heat of the day. At 2:00 p.m., when the sun is hot, Farmer Smith goes out to bale hay.

Farmer Smith will stop at 4:30 p.m. to go help Farmer Brown milk. He will eat dinner at 7:00 p.m. with his wife, then go back to the hay field. The Smiths will be in bed early tonight, probably by 9:30 p.m. It has been a long day, and the new day will begin early on the farm.

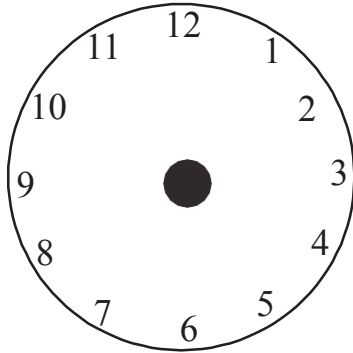


Name _____

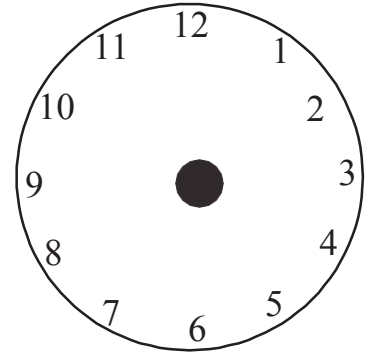
Have You the Time of Day?

Draw the hands on the clock, using the story as a guide.

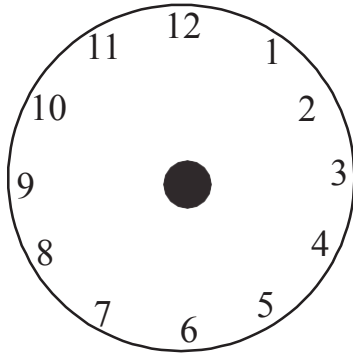
What time did Farmer Smith get up?



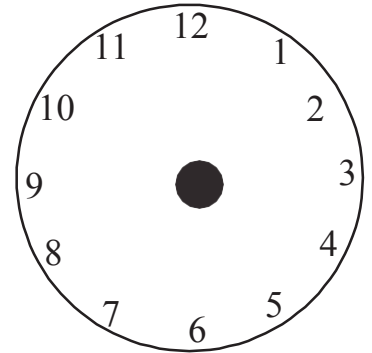
When did milking begin at the dairy?



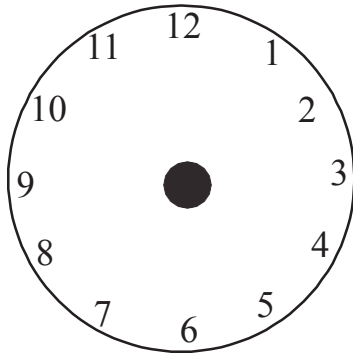
What time did the milk truck come?



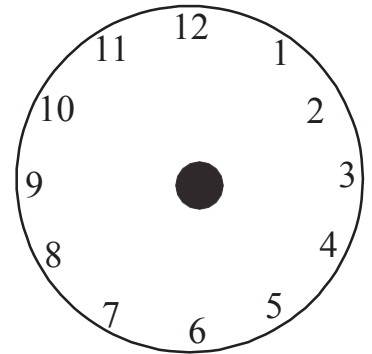
When did Mr. Smith eat lunch?



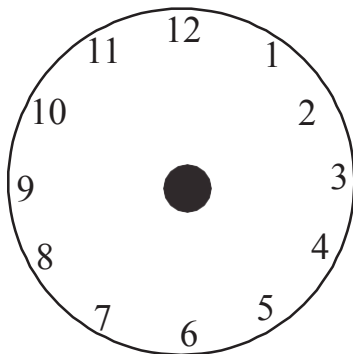
What time does Farmer Smith go out to bale hay?



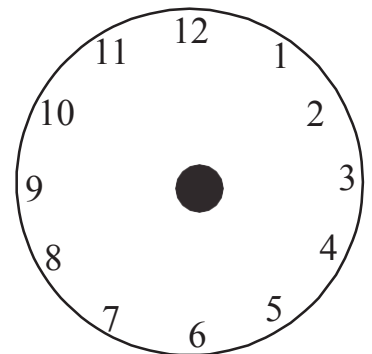
What time does Farmer Smith stop to help Farmer Brown milk?



What time did the Smith family eat dinner?



When did the Smith Family go to bed?



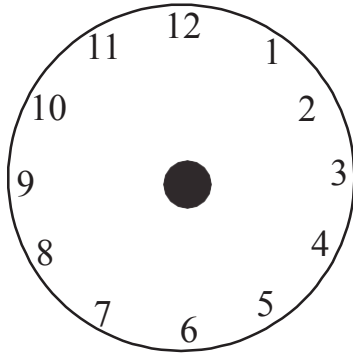
Name _____

Have You the Time of Day?

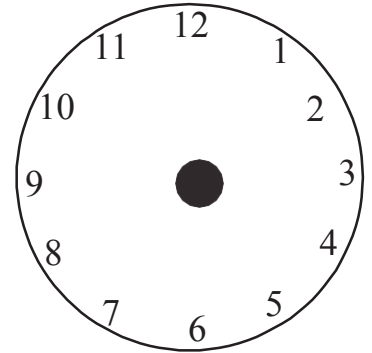
Write the times you do things in your day. Draw the hands on the clocks, then write the times.

Wake up.

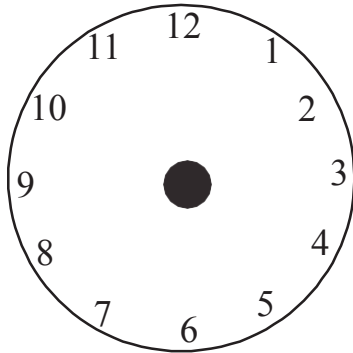
_____ : _____



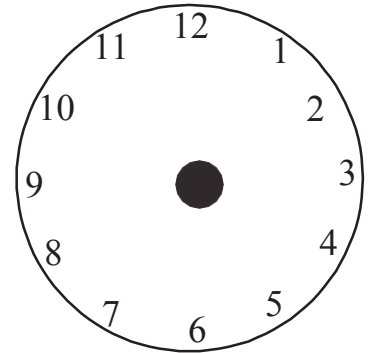
_____ : _____



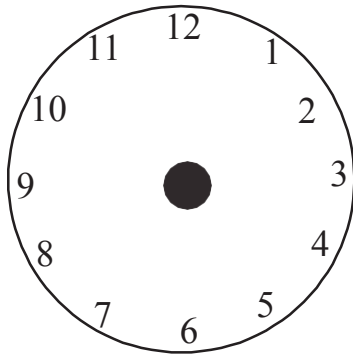
_____ : _____



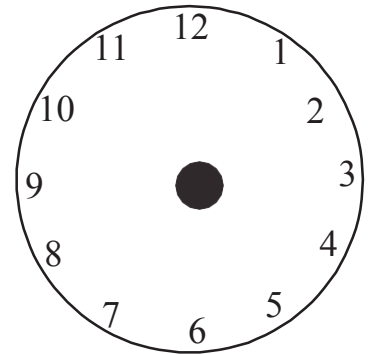
_____ : _____



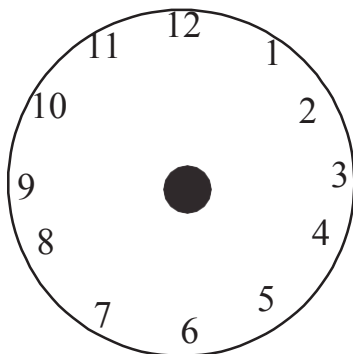
_____ : _____



_____ : _____



_____ : _____



_____ : _____

