

Name _____

What Color are the Spores?


Some mushroom spores are white; others are yellow, pink, purple, black or brown. Follow the directions below to make spore prints. Use the chart to predict what color the spores from each mushroom will be and to record your results.

1. Remove the stem from each mushroom
2. Place the cap on black and white paper, or on the black and white mushroom shapes provided, with the gills resting part way on the white and part way on the black part of the paper.
3. Cover the mushroom with a glass containing a wet cotton ball.
4. Check the mushrooms every day for the next week by lifting up the glass and mushroom cap. By the end of a week enough spores should have fallen on the paper to make a print.


Mushroom # 1	Predicted color of spores	Actual color of spores
Mushroom # 2		
Mushroom # 3		
Mushroom # 4		

Name _____


What Color are the Spores?




Mushroom # 1



Mushroom # 2



Mushroom # 3



Mushroom # 4